

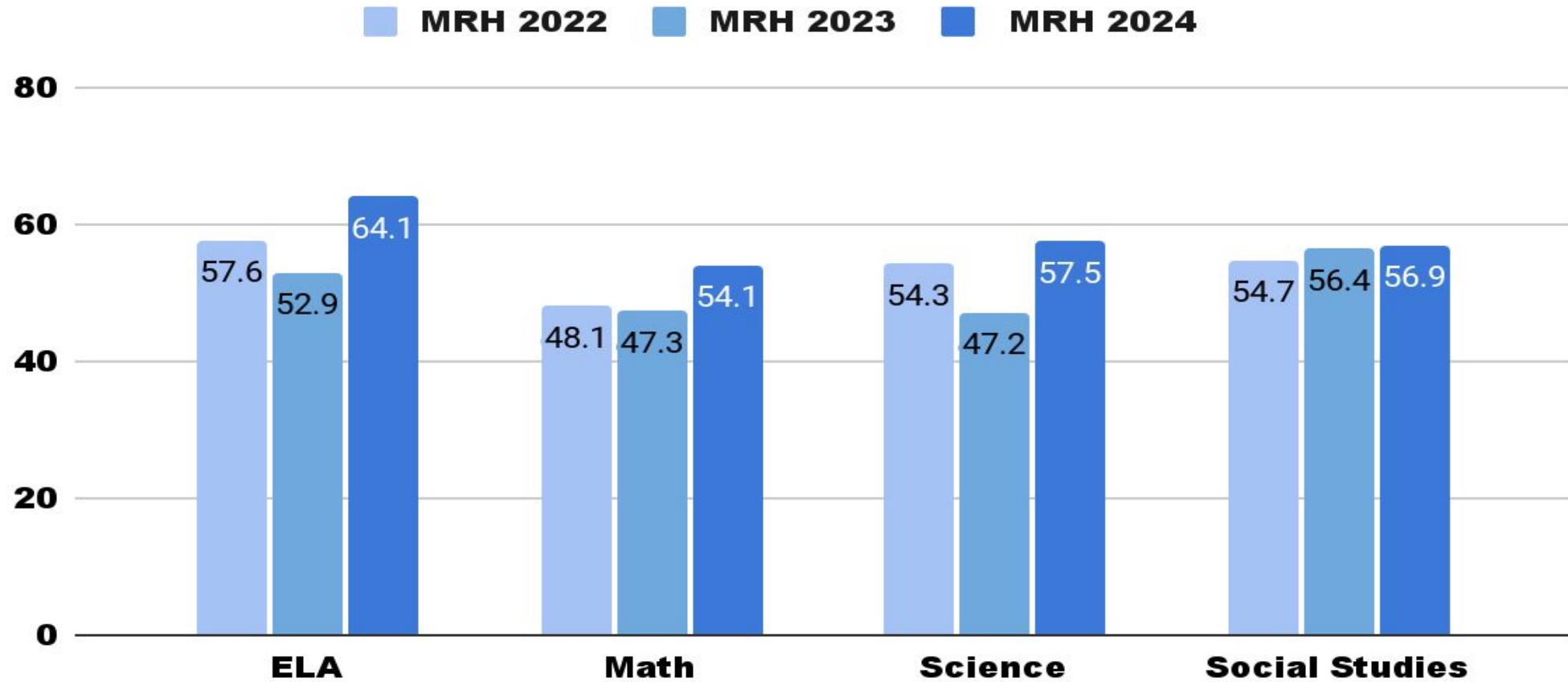
2024 APR MSIP-6

December 2024
Rachel Ward

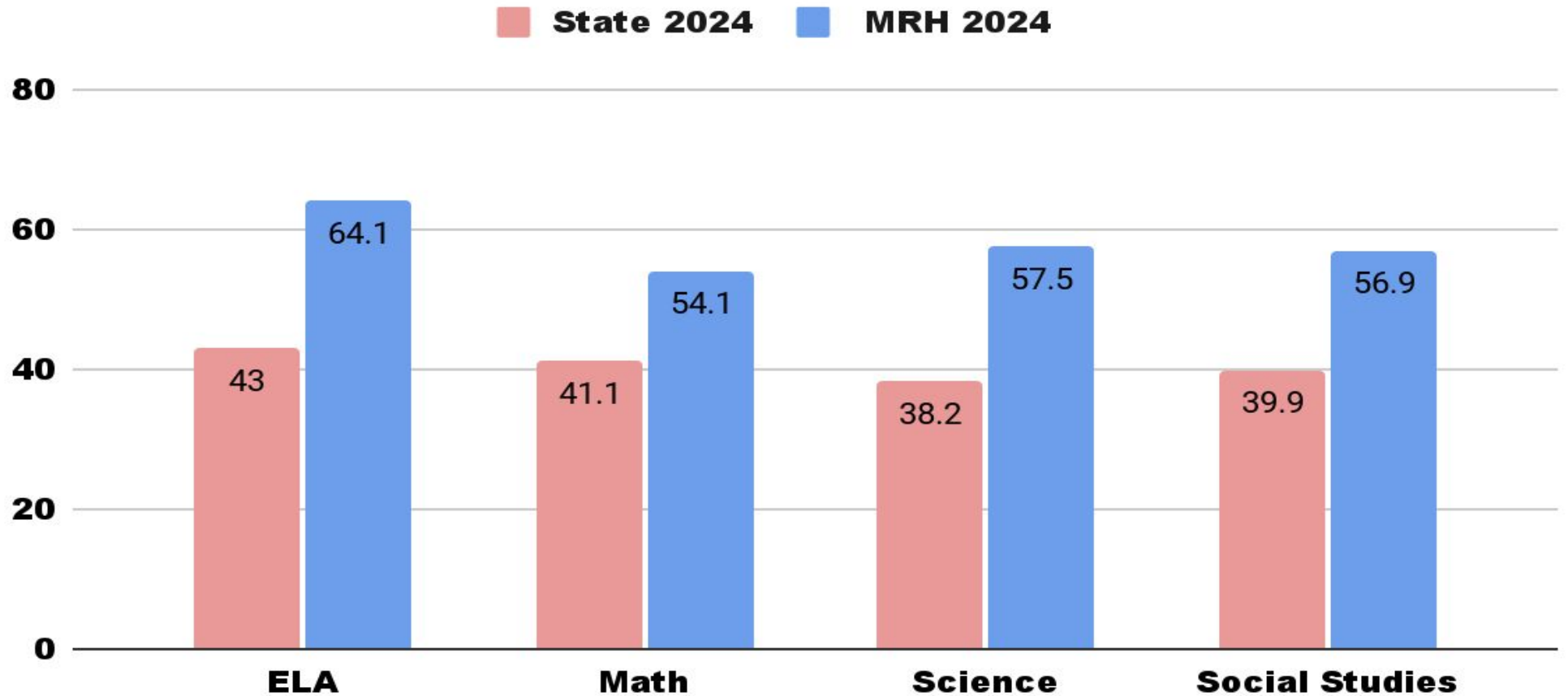


2024 MAP and EOC Results

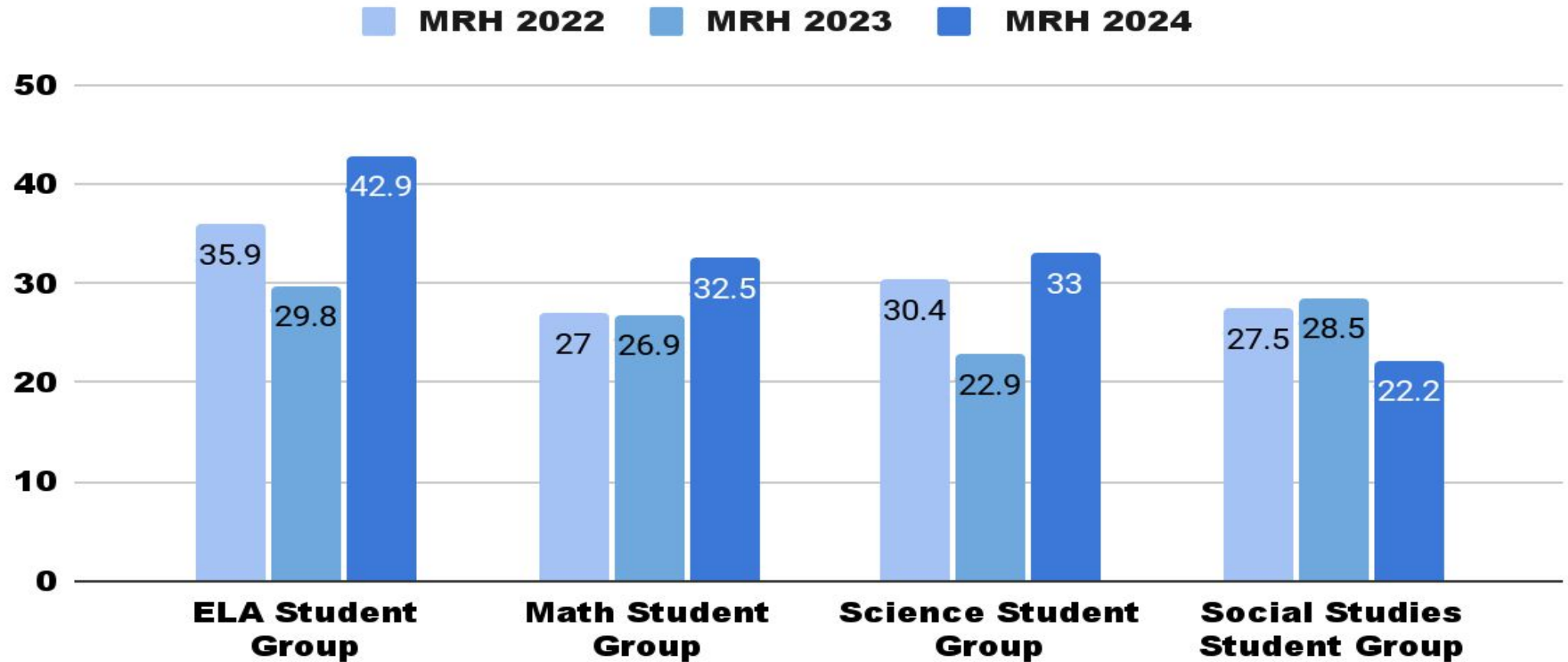
Percent Proficient or Advanced - All Students, All Grade Levels



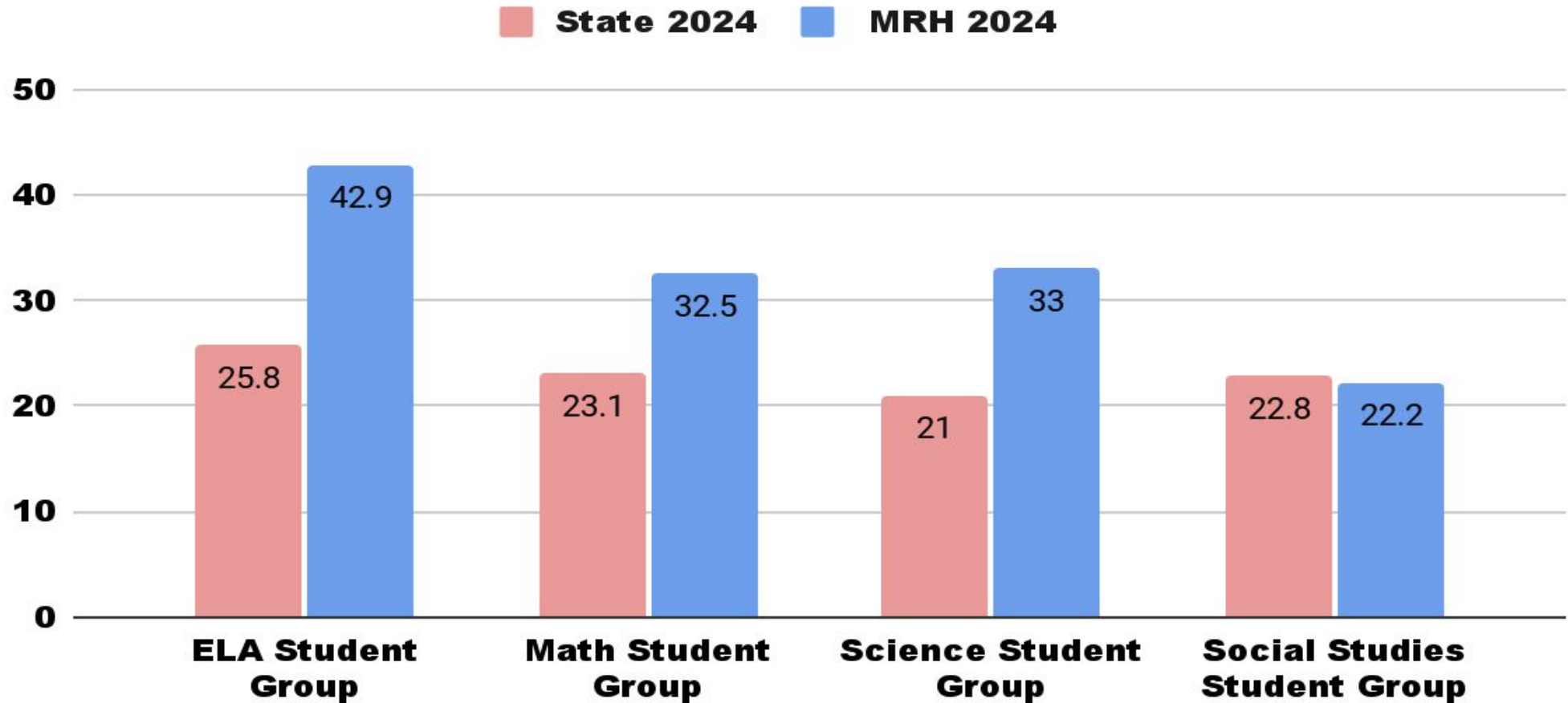
Percent Proficient or Advanced - All Students, All Grade Levels



Percent Proficient or Advanced - Student Groups All Grade Levels



Percent Proficient or Advanced - Student Groups All Grade Levels



Annual Performance Report (APR)

1. Measures progress of Missouri students, schools and LEAs toward standards adopted by the State Board of Education
2. One of many ways that parents and communities evaluate LEAs
3. Primary factor in classification of school districts

The 2024 APR Includes...

- A three year composite score because this is the third APR using MSIP-6 criteria
- Lagging Success-Ready measures
- A change in how student growth level are categorized

CSIP

Climate
Survey

Documents

70%

Performance

30%

Continuous
Improvement

Achievement

Growth

Success
Ready

Grad Rate /
Follow up

Success Ready
Students

- All
- Student Groups

- KEA
- ICAP
- Attendance

MSIP 6 Scoring for K-12 LEAs

	2022 APR ¹	2023 APR ²	2024 APR ³
Achievement Status	48	48	48
Achievement Growth	36 ⁴	48	48
Success-Ready ⁵	20	20	20
Graduation Rate	20	20	20
Follow-up	4	4	4
Continuous Improvement Plan	30 ⁶	30 ⁶	30
Response to Standards	N/A	N/A	8
Climate and Culture Survey	4 ⁶	4 ⁶	4
Required Documentation	6	6	6
Success-Ready ⁵	12	12	12
Totals	180	192	200

¹Per §161.855, 4, RSMo, classification will not be lowered due to performance.

²Classification will not be lowered due to performance.

³Initial classification under MSIP 6

⁴Includes English language arts and mathematics only

⁵Success-Ready metrics are included in performance and continuous improvement.

⁶Estimated scores only; actual data will be available in 2024

“Response to Standards” will be included in the 2024 APR.

The total points now include all components of the MSIP-6 requirements

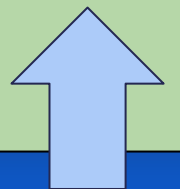
MRH APR 2023-2024



MRH APR 2022 - 2024

	2022			2023			2024		
	Total	Earned	Percent	Total	Earned	Percent	Total	Earned	Percent
Performance	128	108.9	85.1%	134	106.8	79.7%	140	135	96.4%
Continuous Improvement	52	48.0	92.3%	52	50.0	96.1%	60	59	98.3%
Total	180	156.9	87.2%	186	156.8	84.3%	200	194	97%

2023 to 2024 represents an increased across all three areas
Total - 12.7%, Performance - 16.7%, Continuous Improvement - 2.2%





MRH Composite APR 2022 - 2024

	2022-2024		
	Total	Earned	Percent
Performance	140	122.2	87.2%
Continuous Improvement	60	57.6	96.0%
Total	200	179.8	89.9%



APR Measurement Types, Point Allocations, and Designations

Floor	Approaching	On-Track	Target
--------------	--------------------	-----------------	---------------

Academic Achievement Status (ELA, Math, Science, Social Studies), Success Ready Students (Performance), Graduation Rate, Graduate Follow-Up, ICAP, Attendance

Emerging	Approaching	On-Track	Target
-----------------	--------------------	-----------------	---------------

Academic Achievement Growth*
(ELA, Math, Science, Social Studies)

Not Met	Met
----------------	------------

Climate Culture Survey, KEA,
Required Documentation

MRH APR - Details on Performance, Academic Achievement Status

Standard	Group	Total Points	Points Earned			Percent of Points Earned			Designation		
			2022	2023	2024	2022	2023	2024	2022	2023	2024
Status - ELA	All Students	12	12.0	12.0	12	100%	100%	100%	Target	Target	Target
	Student Groups	6	6.0	4.5	6	100%	75%	100%	Target	On Track	Target
Status - Math	All Students	12	9.0	9.0	12	75%	75%	100%	On Track	On Track	Target
	Student Groups	6	4.5	4.5	4.5	75%	75%	75%	On Track	On Track	On Track
Status - Science	All Students	4	4.0	3.0	4	100%	75%	100%	Target	On Track	Target
	Student Groups	2	1.5	1.5	1.5	75%	75%	75%	On Track	On Track	On Track
Status - Social Studies	All Students	4	4.0	4.0	4	100%	100%	100%	Target	Target	Target
	Student Groups	2	1.5	2.0	1.5	75%	100%	75%	On Track	Target	On Track

MRH APR - Details on Performance, Academic Achievement Growth

Standard	Group	Total Points	Points Earned			Percent of Points Earned			Designation		
			2022	2023	2024	2022	2023	2024	2022	2023	2024*
Growth - ELA	All Students	12	7.5	7.3	12	62.5%	60.8%	100%	Average	Average	Target
	Student Groups	6	3.7	2.5	6	61.7%	41.7%	100%	Average	Below Average	Target
Growth - Math	All Students	12	8.1	6.5	12	67.5%	54.2%	100%	Average	Average	Target
	Student Groups	6	4.1	1.9	4.5	68.3%	31.7%	75%	Average	Below Average	On-Track
Growth - Science	All Students	4			4			100%			Target
	Student Groups	2			2			100%			Target
Growth - Social Studies	All Students	4		2.7	4		67.5%	100%		Average	Target
	Student Groups	2		1.4	2		70.0%	100%		Average	Target

MRH APR - Details on Performance, Additional Performance Areas

Standard	Group	Total Points	Points Earned			Percent of Points Earned			Designation		
			2022	2023	2024	2022	2023	2024	2022	2023	2024
Success Ready Students	CCR Assessments	10	10	10	10	100%	100%	100%	Target	Target	Target
	Advanced Credit	10	10	10	10	100%	100%	100%	Target	Target	Target
Graduation Rate		20	20	20	20	100%	100%	100%	Target	Target	Target
Graduate Follow-up		4	3	4	3	75%	100%	75%	On Track	Target	On Track

MRH APR - Details on Continuous Improvement, All Areas

Standard		Total Points	Points Earned			Percent of Points Earned			Designation		
			2022	2023	2024	2022	2023	2024	2022	2023	2024
Improvement Plan		30	30	30	30	100%	100%	100%			
Response to Standards*					8			100%			
Climate & Culture Survey		4	4	4	4	100%	100%	100%			
Succes Ready Students	KEA	4	4	4	4	100%	100%	100%	Met	Met	Met
	ICAP	4	4	4	4	100%	100%	100%	Target	Target	Target
	Attendance	4	0	2	3	0%	50%	75%	Floor	Approaching	On-Track
	<i>Additional</i>	<i>0</i>	<i>0</i>	<i>2</i>	<i>2</i>	<i>0%</i>	<i>100%</i>	<i>100%</i>			
Required Document ation	Audit	2	2	2	2	100%	100%	100%	Met	Met	Met
	ASBR	2	2	2	2	100%	100%	100%	Met	Met	Met
	Submissions	2	2	2	2	100%	100%	100%	Met	Met	Met

MRH APR 2024 Summary of Designations

	Measures	Floor	Approaching	On Track	Target
	Status			Student Groups in Math, Science and Social Studies, Attendance and Graduate Follow Up	All Students in ELA, Math, Science and Social Studies Student Groups in ELA, CCR Assessments, Advanced Credit, Graduation Rate, ICAP
		Emerging	Approaching	On Track	Target
	Growth			Student Groups in Math	All Students in ELA, Math Science and Social Studies, Student Groups in ELA, Science and Social Studies
		Not Met			Met
	Met/Not Met				KEA, Audit, ASBR, Data Submission

Thank you!